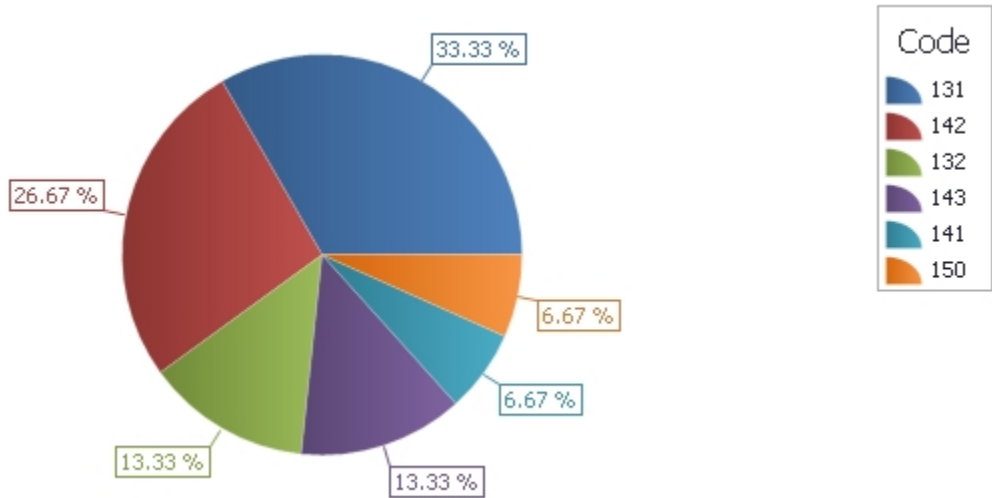


Incident Reports by Incident Type Series, Summary

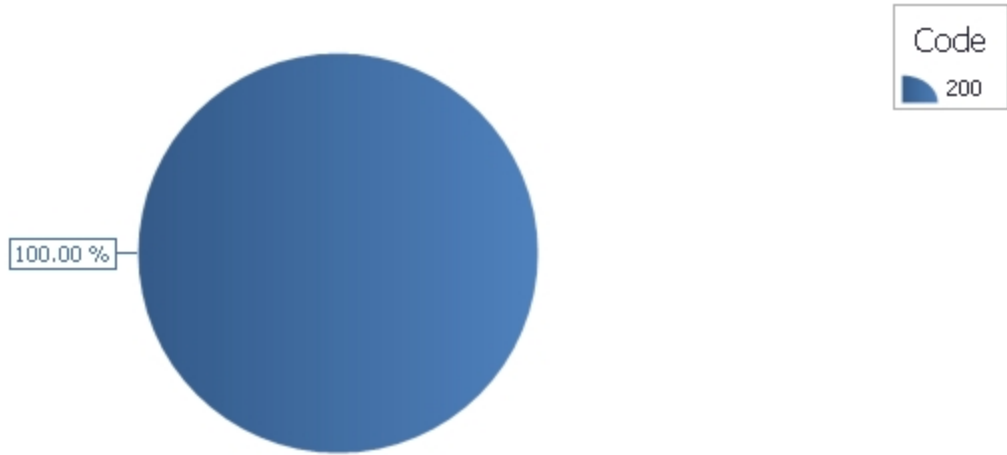
Incident Type: 1 - Fire



131 - Passenger vehicle fire	5
132 - Road freight or transport vehicle fire	2
141 - Forest, woods or wildland fire	1
142 - Brush or brush-and-grass mixture fire	4
143 - Grass fire	2
150 - Outside rubbish fire, other	1

Total Number of calls for this Major Category: 15

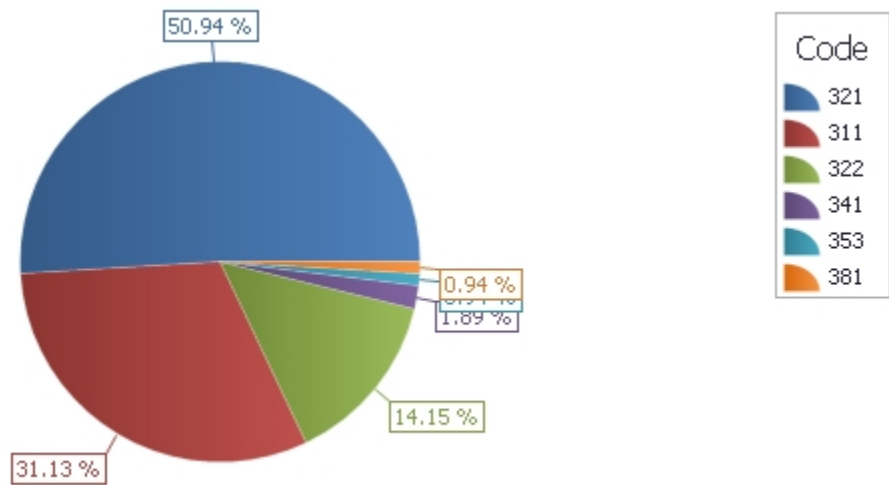
Incident Type: 2 - Overpressure Rupture, Explosion, Overheat(no fire)



200 - Overpressure rupture, explosion, overheat other 1

Total Number of calls for this Major Category: 1

Incident Type: 3 - Rescue & Emergency Medical Service Incident



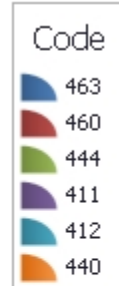
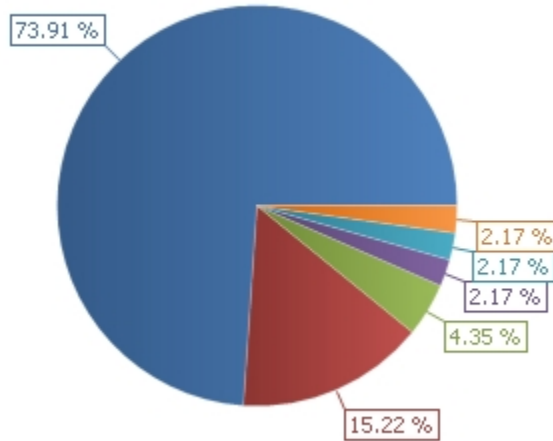
311 - Medical assist, assist EMS crew 33
321 - EMS call, excluding vehicle accident with injury 54
322 - Motor vehicle accident with injuries 15
341 - Search for person on land 2
353 - Removal of victim(s) from stalled elevator 1

381 - Rescue or EMS standby

1

Total Number of calls for this Major Category: 106

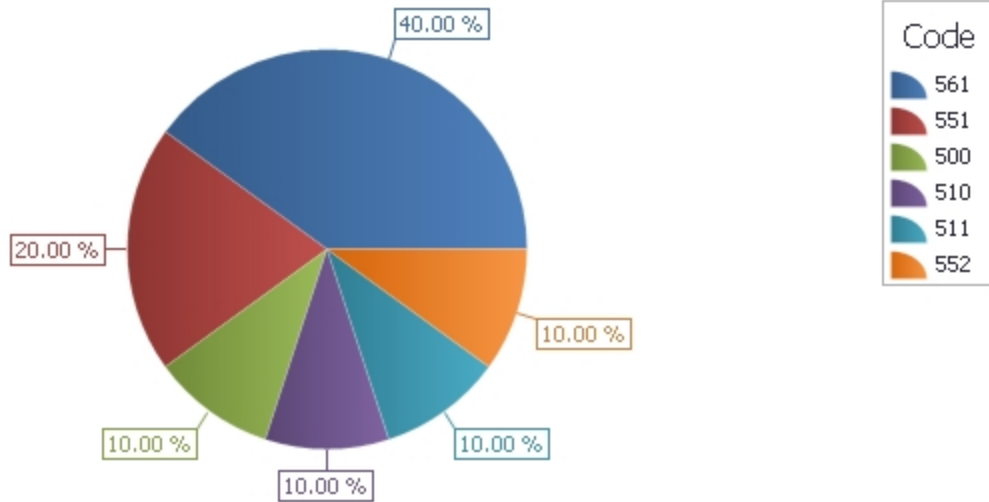
Incident Type: 4 - Hazardous Condition (No Fire)



411 - Gasoline or other flammable liquid spill	1
412 - Gas leak (natural gas or LPG)	1
440 - Electrical wiring/equipment problem, other	1
444 - Power line down	2
460 - Accident, potential accident, other	7
463 - Vehicle accident, general cleanup	34

Total Number of calls for this Major Category: 46

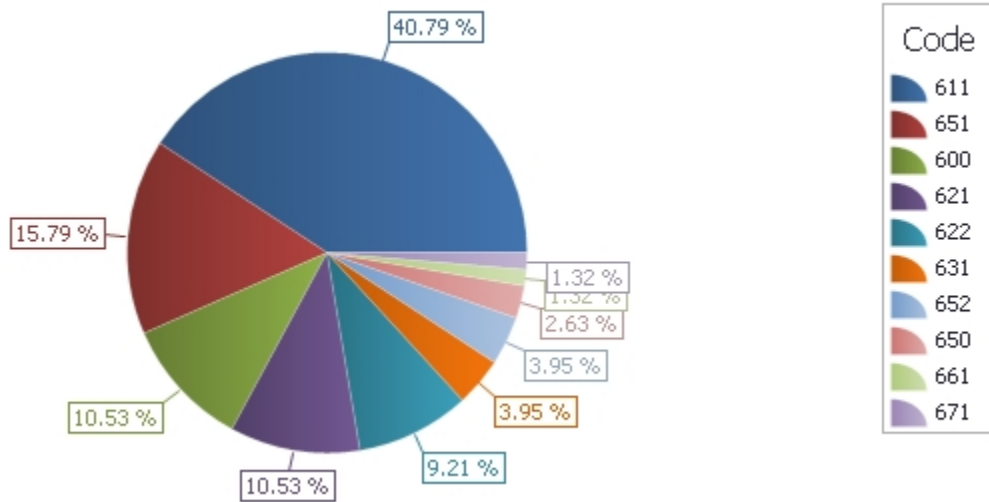
Incident Type: 5 - Service Call



500 - Service Call, other	1
510 - Person in distress, other	1
511 - Lock-out	1
551 - Assist police or other governmental agency	2
552 - Police matter	1
561 - Unauthorized burning	4

Total Number of calls for this Major Category: 10

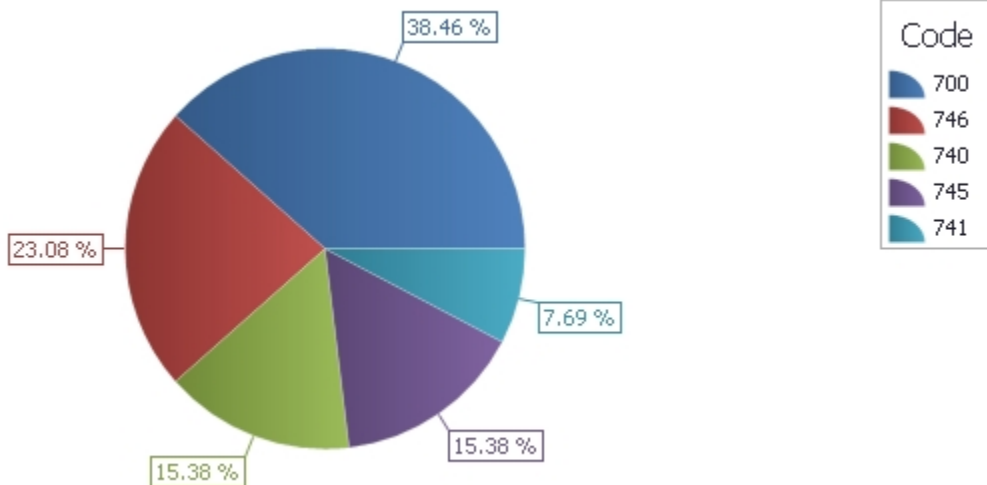
Incident Type: 6 - Good Intent Call



600 - Good intent call, other	8
611 - Dispatched & canceled en route	31
621 - Wrong location	8
622 - No incident found on arrival at dispatch address	7
631 - Authorized controlled burning	3
650 - Steam, other gas mistaken for smoke, other	2
651 - Smoke scare, odor of smoke	12
652 - Steam, vapor, fog or dust thought to be smoke	3
661 - EMS call, party transported by non-fire agency	1
671 - HazMat release investigation w/no HazMat	1

Total Number of calls for this Major Category: 76

Incident Type: 7 - False Alarm & False Call



700 - False alarm or false call, other	5
740 - Unintentional transmission of alarm, other	2
741 - Sprinkler activation, no fire - unintentional	1
745 - Alarm system activation, no fire - unintentional	2
746 - Carbon monoxide detector activation, no CO	3

Total Number of calls for this Major Category: 13

Total Number of Distict Incidents:	267
---	------------

Total Number of Distict Incident Types:	40
--	-----------

Report Filter Settings

Report File Name: Incident Reports by Incident Major Type, Summary

Filter Name: Date Range and Incident Number Exists

Filter Expression: [AlarmDateTime] is between '1/1/2017 00:00' and '6/30/2017 00:00'