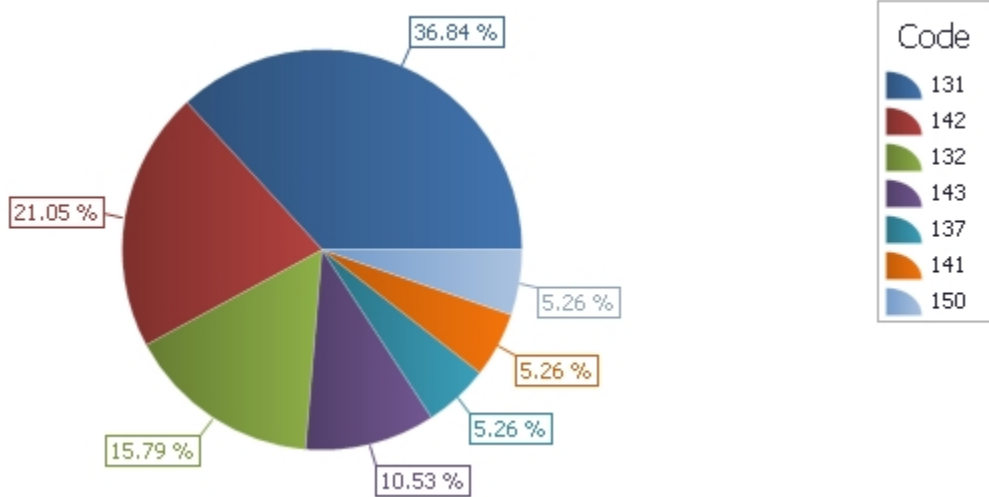


**Incident Reports by Incident Type Series, Summary**

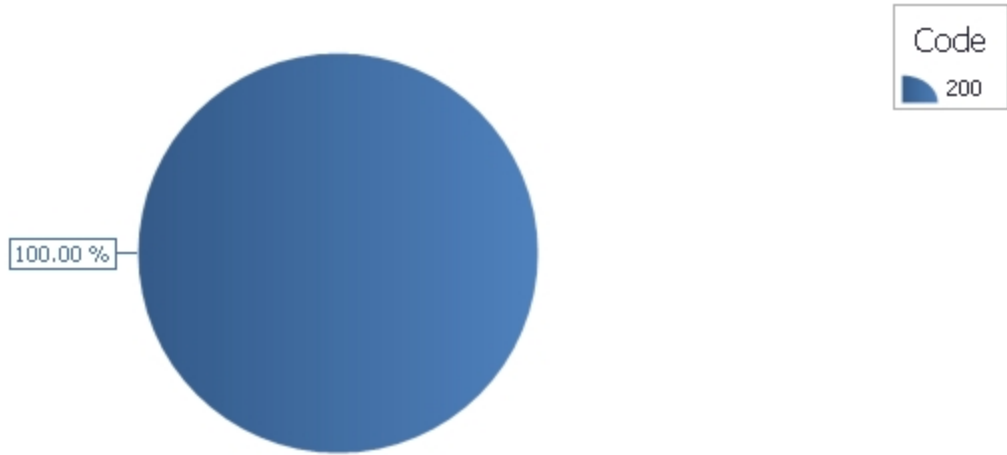
**Incident Type:** 1 - Fire



131 - Passenger vehicle fire	7
132 - Road freight or transport vehicle fire	3
137 - Camper or recreational vehicle (RV) fire	1
141 - Forest, woods or wildland fire	1
142 - Brush or brush-and-grass mixture fire	4
143 - Grass fire	2
150 - Outside rubbish fire, other	1

**Total Number of calls for this Major Category: 19**

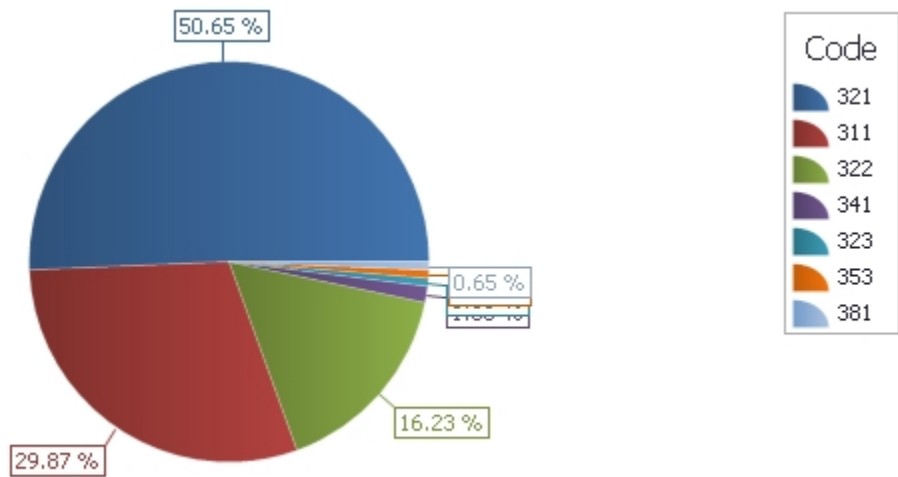
**Incident Type:** 2 - Overpressure Rupture, Explosion, Overheat(no fire)



200 - Overpressure rupture, explosion, overheat other 1

**Total Number of calls for this Major Category: 1**

**Incident Type:** 3 - Rescue & Emergency Medical Service Incident

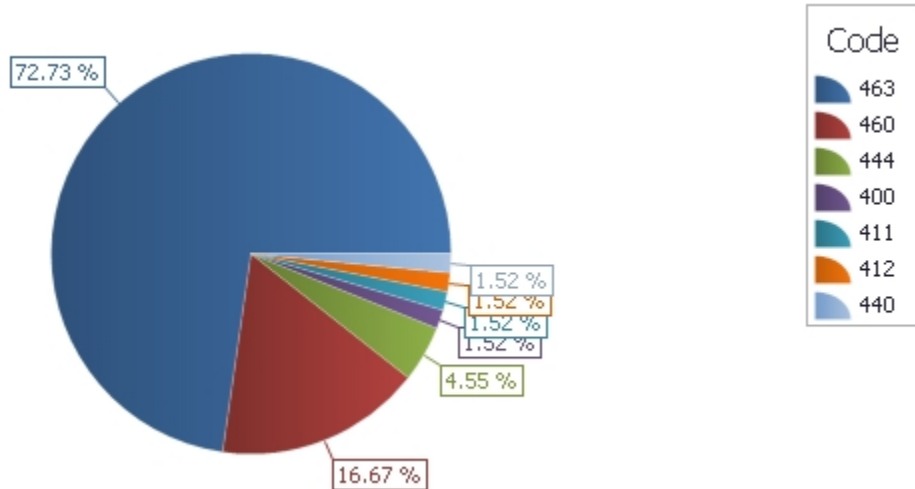


311 - Medical assist, assist EMS crew 46  
 321 - EMS call, excluding vehicle accident with injury 78  
 322 - Motor vehicle accident with injuries 25  
 323 - Motor vehicle/pedestrian accident (MV Ped) 1  
 341 - Search for person on land 2

353 - Removal of victim(s) from stalled elevator	1
381 - Rescue or EMS standby	1

**Total Number of calls for this Major Category: 154**

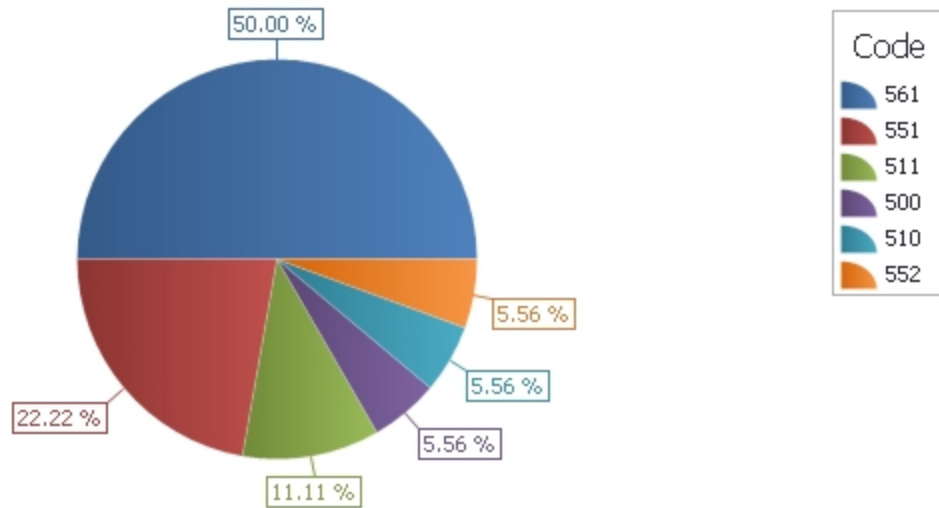
**Incident Type: 4 - Hazardous Condition (No Fire)**



400 - Hazardous condition, other	1
411 - Gasoline or other flammable liquid spill	1
412 - Gas leak (natural gas or LPG)	1
440 - Electrical wiring/equipment problem, other	1
444 - Power line down	3
460 - Accident, potential accident, other	11
463 - Vehicle accident, general cleanup	48

**Total Number of calls for this Major Category: 66**

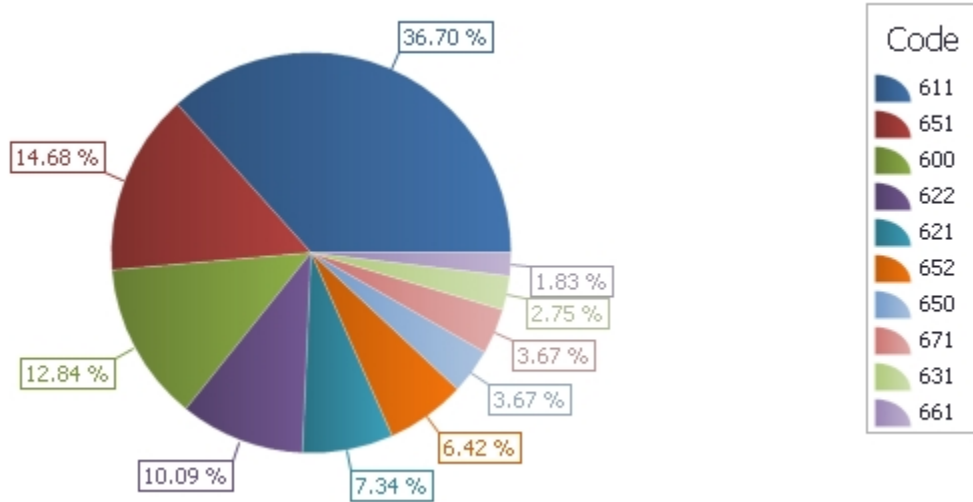
**Incident Type:** 5 - Service Call



500 - Service Call, other	1
510 - Person in distress, other	1
511 - Lock-out	2
551 - Assist police or other governmental agency	4
552 - Police matter	1
561 - Unauthorized burning	9

**Total Number of calls for this Major Category: 18**

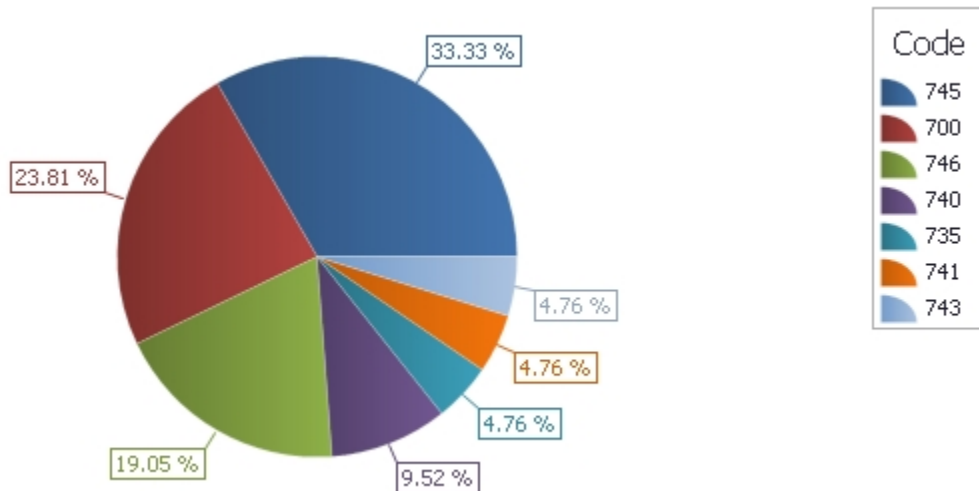
**Incident Type:** 6 - Good Intent Call



600 - Good intent call, other	14
611 - Dispatched & canceled en route	40
621 - Wrong location	8
622 - No incident found on arrival at dispatch address	11
631 - Authorized controlled burning	3
650 - Steam, other gas mistaken for smoke, other	4
651 - Smoke scare, odor of smoke	16
652 - Steam, vapor, fog or dust thought to be smoke	7
661 - EMS call, party transported by non-fire agency	2
671 - HazMat release investigation w/no HazMat	4


**Total Number of calls for this Major Category: 109**

**Incident Type:** 7 - False Alarm & False Call



700 - False alarm or false call, other	5
735 - Alarm system sounded due to malfunction	1
740 - Unintentional transmission of alarm, other	2
741 - Sprinkler activation, no fire - unintentional	1
743 - Smoke detector activation, no fire - unintentional	1
745 - Alarm system activation, no fire - unintentional	7
746 - Carbon monoxide detector activation, no CO	4

**Total Number of calls for this Major Category: 21**



<b>Total Number of Distict Incidents:</b>	<b>388</b>
<b>Total Number of Distict Incident Types:</b>	<b>45</b>

## Report Filter Settings

**Report File Name:** Incident Reports by Incident Major Type, Summary

**Filter Name:** Date Range and Incident Number Exists

**Filter Expression:** [AlarmDateTime] is between '1/1/2017 00:00' and '8/31/2017 23:59'